
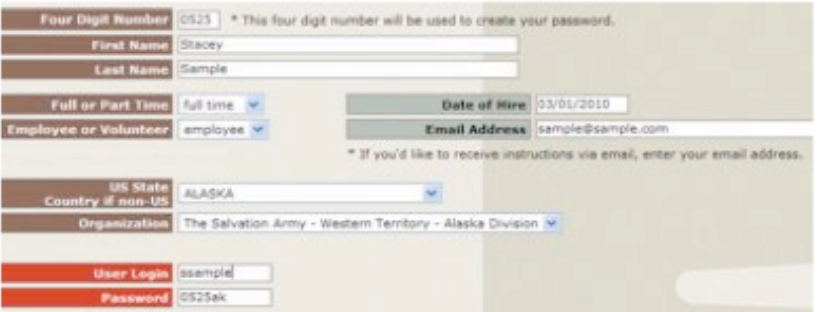


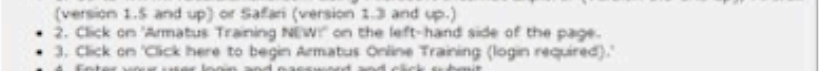

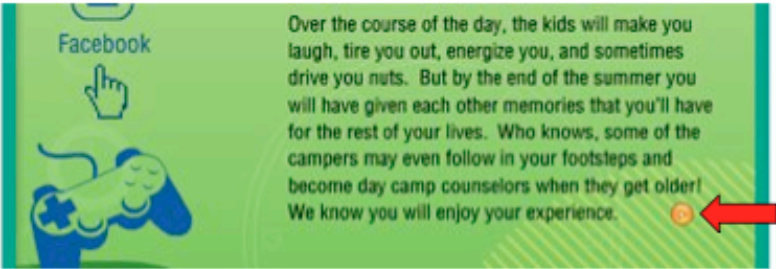


Safeguarding God's Children ONLINE Self-Enrollment Instructions

<p>1. Go to www.praesidiuminc.com/enroll</p> <p>2. Enter your division's Registration Code and click 'Submit.'</p>	<p style="text-align: center;">Welcome to Armatus™ Enrollment</p>  <p style="text-align: center;">Enter Your Registration Code: <input type="text"/></p> <p style="text-align: center;"><input type="button" value="Submit"/> <input type="button" value="Clear"/></p>	<p>Your Registration Code is:</p> <p style="text-align: center; font-size: 24pt;">dog611</p>
<p>3. Fill out the registration form. (If you need help filling out the form, click the "Click here for Self-Enrollment Instructions" link.)</p>		
<p>4. When you are finished, click "Click Here to Enroll."</p>		
<p>5. On the next screen you will receive confirmation that your account was created.</p>	<p style="text-align: center;">Congratulations!</p> <p>You have successfully registered for Armatus. Please write down your login, password and instructions or print this page for future visits to the Armatus website.</p> <p>Your login is ssample Your password is 0525ak</p> <p>Login Instructions:</p> <ul style="list-style-type: none"> • 1. Go to www.PraesidiumInc.com using Microsoft Internet Explorer (version 5.5 and up), Firefox (version 1.5 and up) or Safari (version 1.3 and up.) • 2. Click on "Armatus Training NEW" on the left-hand side of the page. • 3. Click on "Click here to begin Armatus Online Training (login required)." • 4. Enter your user login and password and click submit. • 5. Scroll down to view the courses available to you. • 6. To begin a course, click the icon or the title of the course. <p>- Click here to begin Armatus Online Training (login required). - Or click here or click on the (x) button in the upper right hand corner to close your browser to exit.</p>	
<p>6. Print this page or write down your User Login and Password.</p>	<p style="text-align: center;">Welcome to Armatus™</p> <p>Login <input type="text" value="ssample"/></p> <p>Password <input type="password" value="*****"/></p> <p style="text-align: center;"><input type="button" value="Submit"/> <input type="button" value="Clear"/></p>	
<p>7. To begin the training right away, click on "Click here to begin Armatus Online Training (login required)."</p>		
<p>8. Enter your User Login and Password and click "Submit."</p>		

Safeguarding God's Children ONLINE Self-Enrollment Instructions

<p>9. Once you've logged in, read the Welcome Message and scroll down. Click on the title of a course to begin that course.</p>	
<p>10. Once you've started a course, click on the orange arrows or buttons to proceed through the course. You must complete the quiz at the end of the course to receive credit for the course.</p>	

For more information on the courses you are required to take, please contact Missioner for Youth Elizabeth Burns at 912-236-4279 or eburns@gaepiscopal.org

For technical assistance, contact Praesidium at support@praesidiuminc.com or 817-801-7773 and ask for Melissa Campbell.