
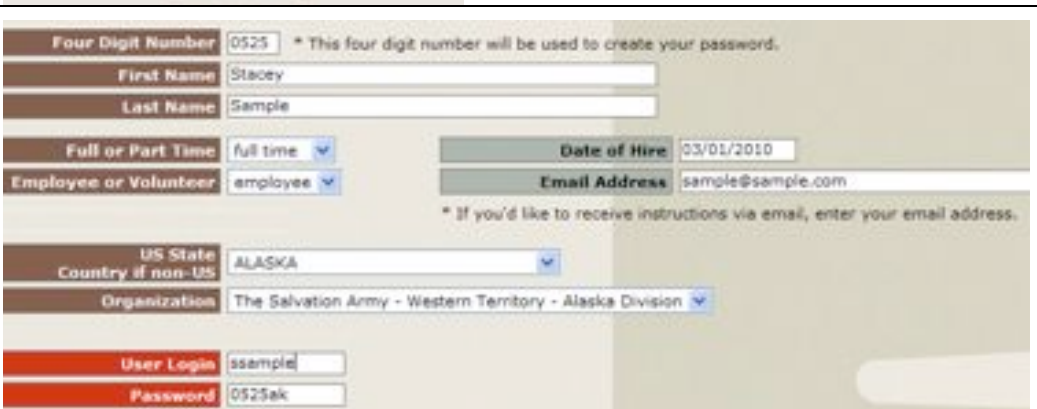







Episcopal Diocese of Georgia Safeguarding Online (SGOL) Instructions for Self-enrollment

| | |
|---|--|
| <p>1. Go to www.praesidiuminc.com/enroll</p> <p>2. Enter your Registration Code and click 'Submit.'</p> | <div style="display: flex; justify-content: space-between;"> <div style="width: 60%;">  </div> <div style="width: 35%; text-align: right;"> <p>Your Registration Code is:</p> <p style="font-size: 24px; font-weight: bold;">dog611</p> </div> </div> |
| <p>3. Fill out the registration form. (If you need help filling out the form, click the "Click here for Self-Enrollment Instructions" link.)</p> |  |
| <p>4. When you are finished, click 'Click Here to Enroll.'</p> |  |
| <p>5. On the next screen you will receive confirmation that your account was created.</p> |  |
| <p>6. Print this page or write down your User Login and Password.</p> <p>Note: You will be required to login again in order to complete each of the three training modules. Return to this page to login: http://www.praesidiuminc.com/armatus/safeguarding_login.php</p> | <p>Login Instructions:</p> <ul style="list-style-type: none"> • 1. Go to www.PraesidiumInc.com using Microsoft Internet Explorer (version 5.5 and up), Firefox (version 1.5 and up) or Safari (version 1.3 and up.) • 2. Click on 'Armatus Training NEW!' on the left-hand side of the page. • 3. Click on 'Click here to begin Armatus Online Training (login required).' • 4. Enter your user login and password and click submit. • 5. Scroll down to view the courses available to you. • 6. To begin a course, click the icon or the title of the course. <p>- Click here to begin Armatus Online Training (login required). - Or click here or click on the (x) button in the upper right hand corner to close your browser to exit.</p> |



Episcopal Diocese of Georgia Safeguarding Online (SGOL) Instructions for Self-enrollment

| | |
|---|--|
| 7. To begin the training right away, click on “Click here to begin Armatus Online Training (login required).” |  |
| 8. Enter your User Login and Password and click 'Submit' | |

| | |
|--|---|
| 9. Once you've logged in, read the Welcome Message and scroll down. Click on the title of a course to begin that course. |  |
|--|---|

| | |
|--|--|
| 10. Once you've started a course, click on the orange arrows or buttons to proceed through the course. You must complete the quiz at the end of the course to receive credit for the course. |  |
|--|--|

For more information the courses you are required to take, please contact The Rev. Canon Leigh Hall at 912-236-4279 or lhall@gaepiscopal.org.

For technical assistance, contact Praesidium at support@praesidiuminc.com or 817-801-7773 and ask for Tara Eppley or Angela Adams.